

TABLA 1. INGRESOS CORRIENTES DEL MUNICIPIO DE GUAYATA (PRECIOS CORRIENTES)

	1.995	1.996	1.997	1.998	1.999
INGRESOS TRIBUTARIOS	38.381.374	61.057.304	52.861.147	50.803.710	78.496.108
INGRESOS NO TRIBUTARIOS	425.197.595	914.805.693	1.315.053.942	1.143.432.162	1.844.897.625
RECURSOS DE CAPITAL	97.739.596	683.927	-	-	
TOTAL INGRESOS	561.318.565	976.546.924	1.367.915.089	1.194.235.872	1.923.393.733

FUENTE: PRESUPUESTOS EJECUTADOS DE GUAYATA 1995 - 1999

TABLA 2. GASTOS CORRIENTES DEL MUNICIPIO DE GUAYATA (PRECIOS CORRIENTES)

	1.995	1.996	1.997	1.998	1.999
GASTOS GENERALES	38.154.095	76.555.065	132.823.608	116.786.343	123.382.471
SERVICIOS PERSONALES	85.711.986	116.715.367	131.660.581	125.313.321	181.466.149
TRANSFERENCIAS	29.167.976	40.043.795	38.414.688	42.923.713	101.254.800
SERVICIO DE LA DEUDA	14.923.642	-	45.060.044	75.964.680	10.688.259
GASTOS DE INVERSION	213.246.475	750.165.171	1.034.586.278	599.115.571	1.516.366.680
TOTAL GASTOS	381.204.174	983.479.398	1.382.545.199	960.103.628	1.933.158.359

FUENTE: PRESUPUESTOS EJECUTADOS DE GUAYATA 1995 - 1999

TABLA 3. GASTOS DE INVERSION DEL MUNICIPIO DE GUAYATA

	1.995	1.996	1.997	1.998	1.999
EDUCACION	86.855.932	146.411.554	235.863.280	114.462.213	320.782.691
SALUD	30.149.100	85.932.716	200.123.895	145.372.713	314.780.964
VIVIENDA	2.400.000	9.980.000	18.985.360	2.207.300	5.100.000
EDUCACION FIS.RECRE.Y DEP.	13.659.661	31.418.485	68.979.334	28.758.684	54.618.144
AGUA POTABLE Y SANEAMIENTO BASICO	27.292.352	176.383.945	313.744.672	98.159.030	321.911.344
AGRARIO	1.654.170	35.593.754	-	39.562.015	54.973.500
BIENESTAR SOCIAL	5.204.000	59.866.226	-	6.000.000	17.434.512
INFRAESTRUCTURA	46.031.260	186.331.491	79.583.066	44.551.911	337.327.266
MEDIO AMBIENTE	-	-	32.722.296	-	3.000.000
OTROS SECTORES	-	18.247.000	84.584.375	120.041.705	86.438.259
TOTAL GASTOS DE INVERSION	213.246.475	750.165.171	1.034.586.278	599.115.571	1.516.366.680

FUENTE: PRESUPUESTOS EJECUTADOS DE GUAYATA 1995 - 1999

TABLA 1. INGRESOS CORRIENTES DEL MUNICIPIO DE GUAYATA (PRECIOS CORRIE

	1995	%	1996	%
INGRESOS TRIBUTARIOS	38.381.374	7	55.646.465	6
INGRESOS NO TRIBUTARIOS	425.197.595	76	920.216.532	94
RECURSOS DE CAPITAL	97.739.596	17	683.927	# #
TOTAL INGRESOS	561.318.565	100	976.546.924	100

FUENTE: PRESUPUESTOS EJECUTADOS DE GUAYATA 1995 - 1999

NTES)

1997	%	1998	%	1999	%
52.861.147	4	45.653.610	4	66.112.480	5
1.315.053.942	96	1.148.582.263	96	1.178.887.520	95
-	-	-	-	-	0
1.367.915.089	100	1.194.235.872	100	1.245.000.000	100

Gráfico No. 1,6
CRECIMIENTO DE PROYECCION DEL MUNICIPIO DE GUAYATA 2000-2009

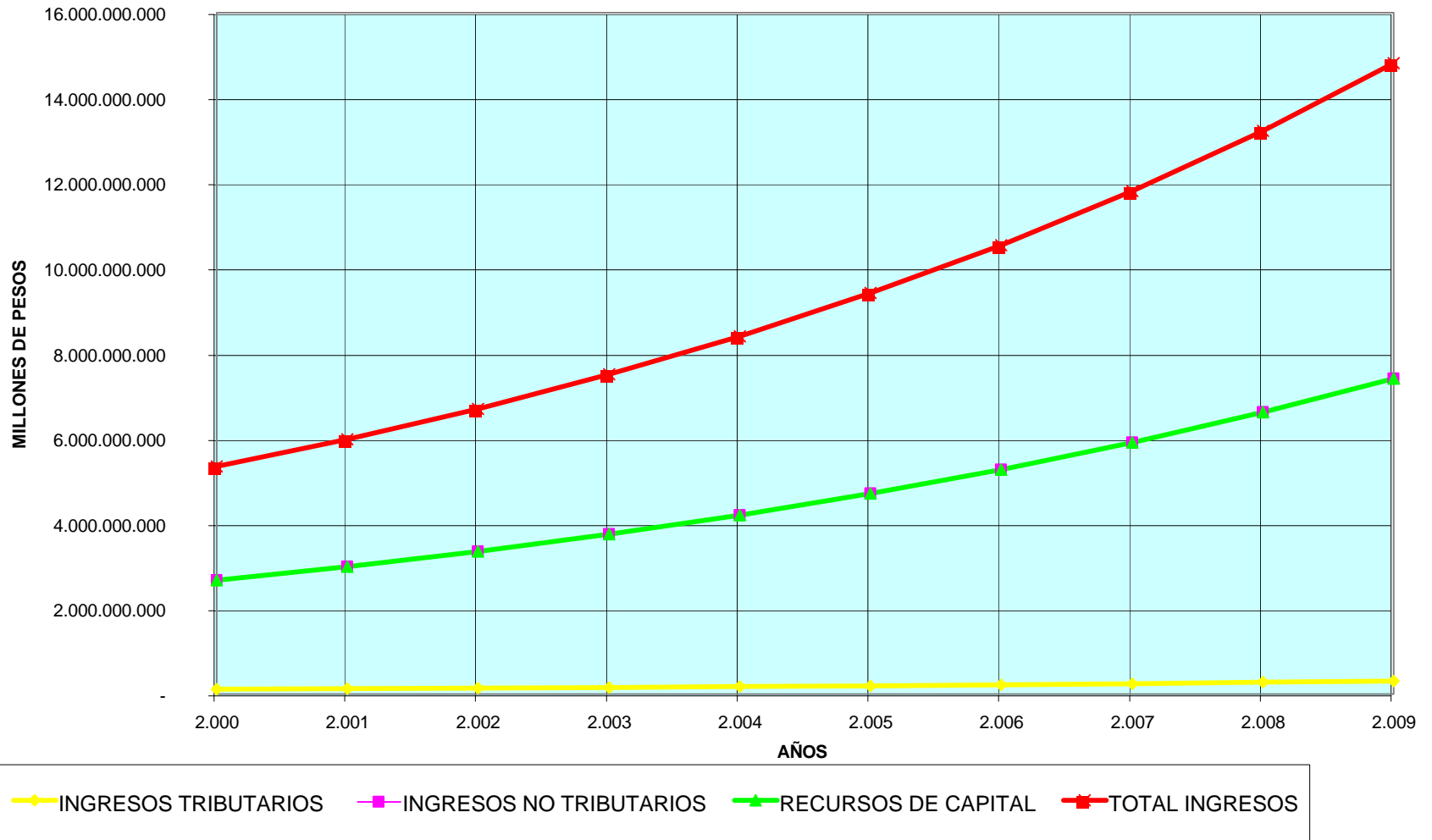
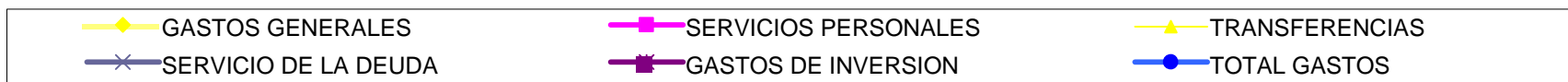
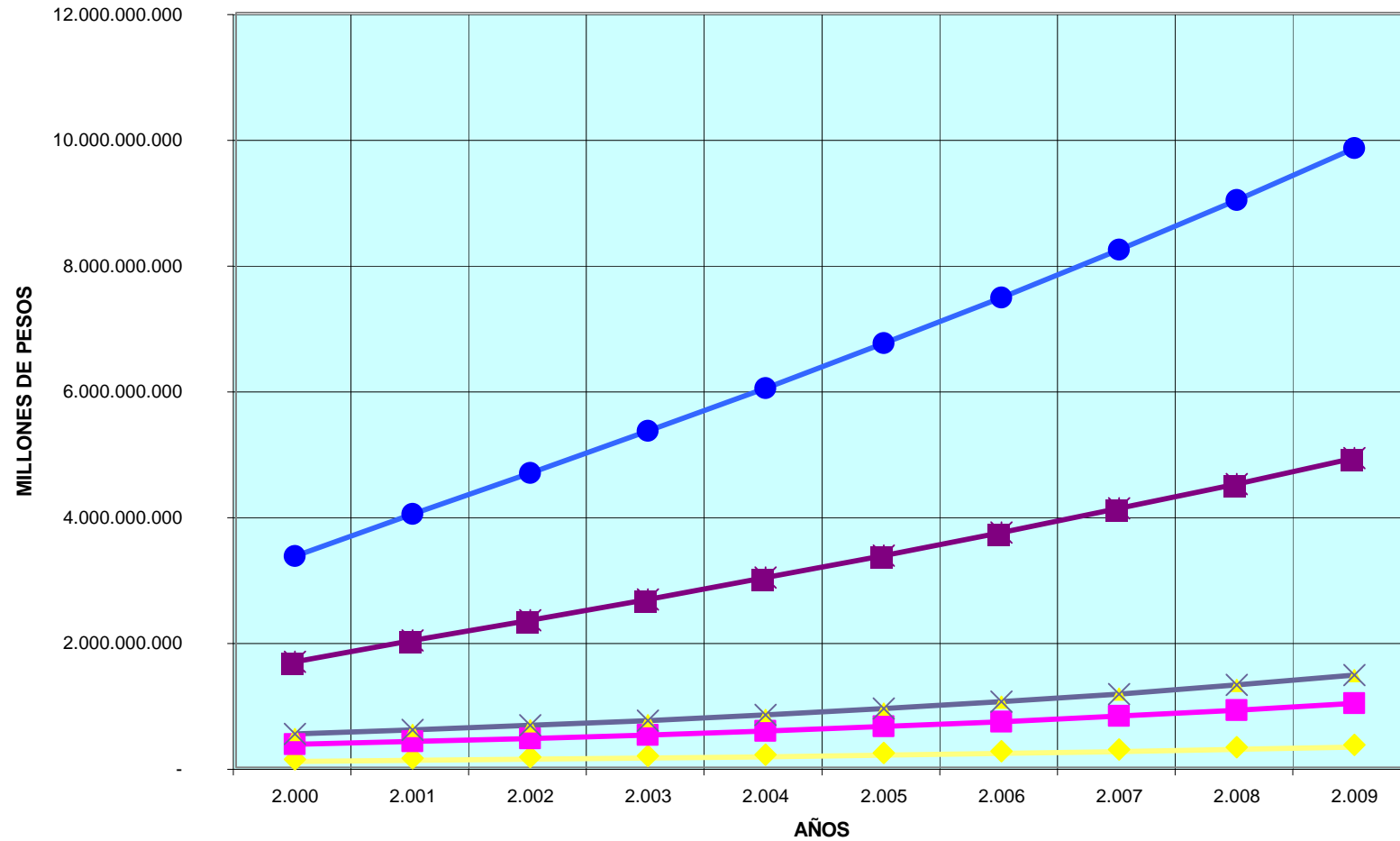


Gráfico No.1.7
CRECIMIENTO PROYECCION DE GASTOS DEL MUNICIPIO AÑOS 2000 A 2009



Grafica No. 1.8

CRECIMIENTO PROYECCION GASTOS DE INVERSION DE GUAYATA 2000-2009

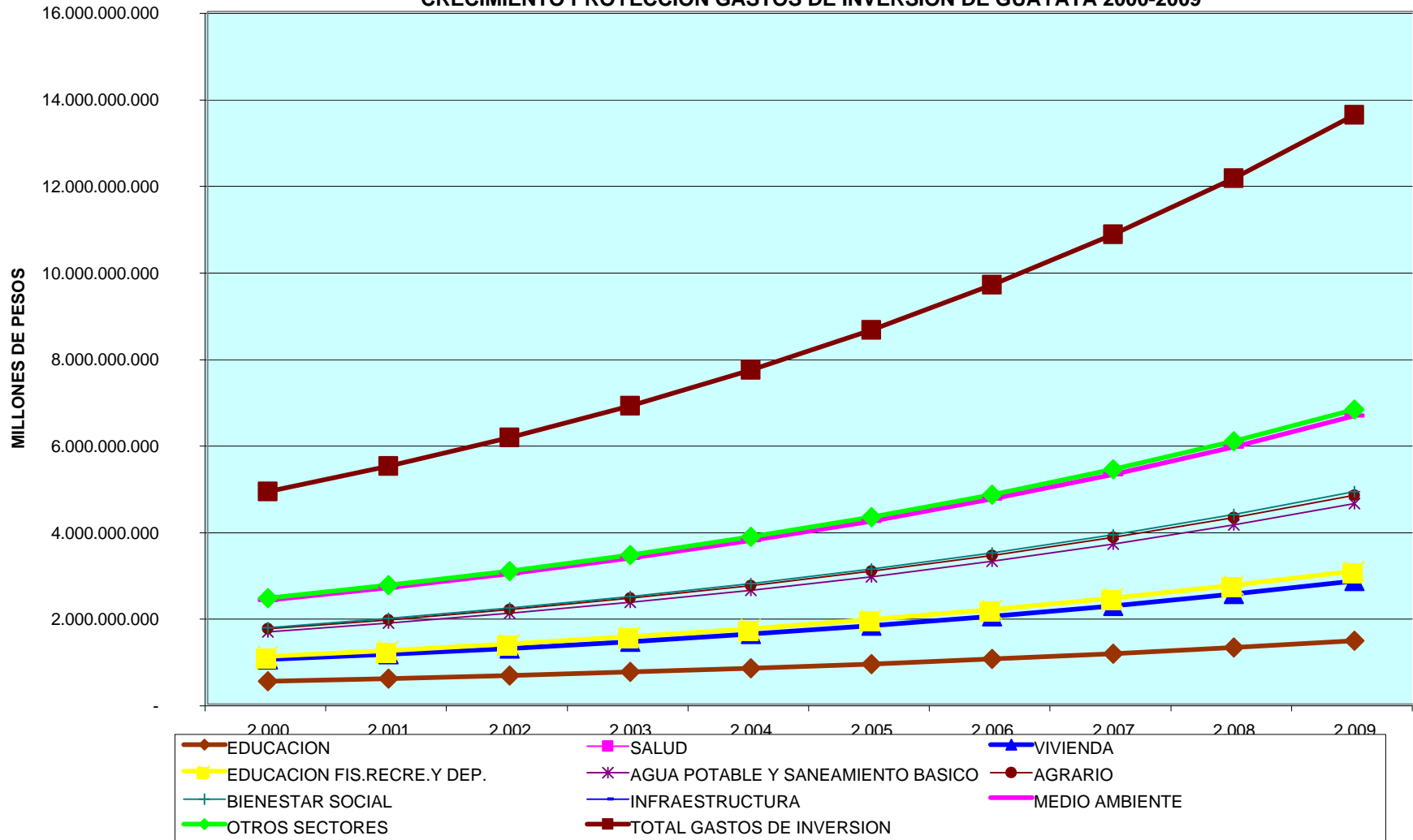


TABLA 1. INGRESOS CORRIENTES DEL MUNICIPIO DE GUAYATA (PRECIOS CORRIENTES)

	2.000	2.001
INGRESOS TRIBUTARIOS	111.338.586	124.699.216
INGRESOS NO TRIBUTARIOS	2.559.526.294	2.866.669.449
RECURSOS DE CAPITAL	-	-
TOTAL INGRESOS	2.670.864.880	2.991.368.666

	2.000	2.001
GASTOS GENERALES	129.978.599	145.576.031
SERVICIOS PERSONALES	237.618.977	266.133.254
TRANSFERENCIAS	159.585.887	178.736.193
SERVICIO DE LA DEUDA	7.688.259	6.765.668
GASTOS DE INVERSION	1.144.335.829	1.416.945.658
TOTAL GASTOS	1.679.207.551	2.014.156.804

	2.000	2.001
EDUCACION	527.103.169	590.355.549
SALUD	492.709.375	551.834.500
VIVIENDA	7.992.700	8.951.824
EDUCACION FIS.RECRE.Y DEP.	81.014.620	90.736.374
AGUA POTABLE Y SANEAMIENTO BASICO	562.158.268	629.617.260
AGRARIO	70.384.985	78.831.183
BIENESTAR SOCIAL	28.869.024	32.333.307
INFRAESTRUCTURA	630.102.621	705.714.936
MEDIO AMBIENTE		-
OTROS SECTORES	52.834.813	59.174.991
TOTAL GASTOS DE INVERSION	2.453.169.575	2.747.549.924

ES)

2.002	2.003	2.004	2.005
139.663.122	156.422.697	175.193.421	196.216.631
3.210.669.783	3.595.950.157	4.027.464.176	4.510.759.877
-	-	-	-
3.350.332.905	3.752.372.854	4.202.657.597	4.706.976.508

2.002	2.003	2.004	2.005
163.045.155	182.610.573	204.523.842	229.066.703
298.069.245	333.837.554	373.898.061	418.765.828
200.184.537	224.206.681	251.111.483	281.244.861
5.953.788	5.239.333	4.610.613	4.057.340
1.671.810.693	1.926.675.728	2.181.540.763	2.436.405.798
2.339.063.417	2.672.569.870	3.015.684.762	3.369.540.529

2.002	2.003	2.004	2.005
661.198.215	740.542.001	829.407.041	928.935.886
618.054.640	692.221.197	775.287.740	868.322.269
10.026.043	11.229.168	12.576.668	14.085.868
101.624.739	113.819.708	127.478.073	142.775.442
705.171.331	789.791.891	884.566.918	990.714.948
88.290.925	98.885.836	110.752.137	124.042.393
36.213.304	40.558.900	45.425.968	50.877.084
790.400.728	885.248.815	991.478.673	1.110.456.114
-	-	-	-
66.275.989	74.229.108	83.136.601	93.112.993
3.077.255.915	3.446.526.625	3.860.109.820	4.323.322.998

2.006	2.007	2.008	2.009
219.762.627	246.134.142	275.670.239	308.750.668
5.052.051.062	5.658.297.190	6.337.292.853	7.097.767.995
-	-	-	-
5.271.813.689	5.904.431.332	6.612.963.092	7.406.518.663

2.006	2.007	2.008	2.009
256.554.707	287.341.272	321.822.225	360.440.892
469.017.727	525.299.855	588.335.837	658.936.137
314.994.244	352.793.553	395.128.780	442.544.233
3.570.459	3.142.004	2.764.963	2.433.168
2.691.270.833	2.946.135.868	3.201.000.903	3.455.865.938
3.735.407.970	4.114.712.552	4.509.052.708	4.920.220.368

2.006	2.007	2.008	2.009
1.040.408.192	1.165.257.175	1.305.088.037	1.461.698.601
972.520.942	1.089.223.455	1.219.930.269	1.366.321.901
15.776.173	17.669.313	19.789.631	22.164.387
159.908.495	179.097.514	200.589.216	224.659.922
1.109.600.742	1.242.752.831	1.391.883.171	1.558.909.151
138.927.480	155.598.778	174.270.631	195.183.107
56.982.334	63.820.215	71.478.640	80.056.077
1.243.710.847	1.392.956.149	1.560.110.887	1.747.324.193
-	-	-	-
104.286.552	116.800.939	130.817.051	146.515.098
4.842.121.758	5.423.176.369	6.073.957.533	6.802.832.437